

12

Train times

9 December 2018 – 18 May 2019

Manchester to Blackburn and Clitheroe



This timetable shows all train services between **Clitheroe/Blackburn and Manchester**. Other trains run between **Bolton and Manchester** (Timetable 11).

How to read this timetable



Look down the left hand column for your departure station. Read across until you find a suitable departure time. Read down the column to find the arrival time at your destination. Through services are shown in bold type (this means you won't have to change trains). Connecting services are shown in light type. If you travel on a connecting service, change at the next station shown in bold or if you arrive on a connecting service, change at the last station shown in bold, unless a footnote advises otherwise.

Minimum connection times



All stations have a minimum connection time of 5 minutes unless stated.

Community Rail Partnerships and community groups



We support a number of active community rail partnerships (CRPs) across our network. CRPs bring together local communities and the rail industry to deliver benefits to both, and encourage use of the lines they represent.

Clitheroe Line Community Rail Partnership
www.communityrailancashire.co.uk

Some stations on this route are adopted by local community groups. For more information visit northernrailway.co.uk/community

Planning your journey



National Rail Enquiries

For full details of all train times, fares and rail travel information anywhere on the national rail network, call **03457 48 49 50**, or visit **nationalrail.co.uk**

TrainTracker™

For up to date travel information and live departures direct to your mobile, text your station **name** or **location code** to **8 49 50**.

Customers with disabilities or restricted mobility are encouraged to contact our **Customer Experience Centre** who will book assistance for you.

Call: **0800 138 5560**

Textphone: **0800 138 5561**

Email: **assistance@northernrailway.co.uk**

Improving our railway



Engineering work to help improve our services sometimes affects trains, particularly at weekends and bank holidays.

Visit: **northernrailway.co.uk/improvements** or call National Rail Enquiries: **03457 48 49 50** to check before you travel.

Delay Repay



You can claim Delay Repay if one of our trains is late or cancelled and as a result you get to your destination station later than scheduled, whether it is our fault or not.

Visit **northernrailway.co.uk/delayrepay** for more information.

Whilst every care has been taken to ensure the accuracy of the information contained in this timetable, we can accept no liability for any inaccuracies, and reserve the right to change information without further notice. Visit our website for the most up to date timetables and check before you travel.

Manchester - Blackburn - Clitheroe

Mondays to Saturdays

				T	T	T	T	T	T	T	
Manchester Victoria	d	-	0544	-	0708	0741	0808	0841	0908	0941	1008
Salford		-	0547	-	0712	0744	0812	0844	0912	0944	1012
Salford Crescent		-	0551	-	0718	0748	0818	0848	0918	0948	1018
Manchester Piccadilly		-	-	-	-	-	-	-	-	-	-
Bolton		-	0603	-	0731	0800	0831	0900	0931	1000	1032
Hall I' Th' Wood		-	0608	-	0736	0806	0836	0906	0936	1006	1037
Bromley Cross		-	0611	-	0741	0810	0841	0910	0941	1010	1041
Entwistle		-	06x18	-	-	08x17	-	09x17	-	10x17	-
Darwen	a	-	0624	-	0752	0823	0852	0923	0952	1023	1052
	d	-	0625	-	0755	0825	0855	0925	0955	1025	1055
Blackburn	a	-	0632	-	0807	0832	0907	0932	1008	1032	1106
Preston	d	-	-	-	-	-	-	-	-	-	-
Blackburn		0611	0633	0732	-	0833	-	0933	-	1033	-
Ramsgreave & Wilpshire		0617	0639	0738	-	0839	-	0939	-	1039	-
Langho		0622	0644	0743	-	0844	-	0944	-	1044	-
Whalley		0626	0648	0747	-	0848	-	0948	-	1048	-
Clitheroe	a	0635	0657	0756	-	0856	-	0956	-	1056	-

Mondays to Saturdays

		T	T	T	T	T	T	T	T	T	T
Manchester Victoria	d	1041	1108	1141	1208	1241	1308	1341	1408	1441	1508
Salford		1044	1112	1144	1212	1244	1312	1344	1412	1444	1512
Salford Crescent		1048	1118	1148	1218	1248	1318	1348	1418	1449	1518
Manchester Piccadilly		-	-	-	-	-	-	-	-	-	-
Bolton		1100	1132	1200	1231	1300	1332	1400	1431	1501	1532
Hall I' Th' Wood		1106	1137	1206	1236	1306	1337	1406	1436	1506	1537
Bromley Cross		1110	1141	1210	1241	1310	1341	1410	1441	1511	1541
Entwistle		11x17	-	12x17	-	13x17	-	14x17	-	15x17	-
Darwen	a	1123	1152	1223	1252	1323	1352	1423	1452	1524	1552
	d	1125	1155	1225	1257	1325	1355	1425	1455	1525	1555
Blackburn	a	1132	1206	1232	1307	1332	1405	1432	1507	1533	1605
Preston	d	-	-	-	-	-	-	-	-	-	-
Blackburn		1133	-	1233	-	1334	-	1433	-	1533	-
Ramsgreave & Wilpshire		1139	-	1239	-	1340	-	1439	-	1539	-
Langho		1144	-	1244	-	1345	-	1444	-	1544	-
Whalley		1148	-	1248	-	1349	-	1448	-	1548	-
Clitheroe	a	1156	-	1256	-	1357	-	1456	-	1557	-

Mondays to Saturdays

		T	T	T	T	T	T	T	T	T	T
Manchester Victoria	d	1541	1608	1641	1708	1741	1816	1841	1909	1941	2009
Salford		1544	1612	1644	1712	1744	1819	1844	1913	1944	2013
Salford Crescent		1548	1618	1648	1718	1748	1823	1848	1918	1948	2018
Manchester Piccadilly		-	-	-	-	-	-	-	-	-	-
Bolton		1600	1631	1700	1733	1800	1835	1900	1931	2000	2031
Hall I' Th' Wood		1606	1636	1706	1738	1806	1840	1906	1937	2006	2036
Bromley Cross		1610	1641	1710	1742	1810	1843	1910	1941	2010	2041
Entwistle		16x17	-	17x17	17x48	18x17	-	19x17	-	20x17	-
Darwen	a	1623	1652	1723	1755	1823	1855	1923	1952	2023	2052
	d	1625	1655	1725	1755	1825	1855	1925	1955	2025	2055
Blackburn	a	1632	1707	1732	1805	1832	1906	1932	2007	2032	2105
Preston	d	-	-	-	-	-	-	-	-	-	-
Blackburn		1633	1709	1733	-	1833	-	1933	2008	2033	-
Ramsgreave & Wilpshire		1639	1715	1739	-	1839	-	1939	2014	2039	-
Langho		1644	1720	1744	-	1844	-	1944	2019	2044	-
Whalley		1648	1724	1748	-	1848	-	1948	2023	2048	-
Clitheroe	a	1656	1732	1756	-	1856	-	1956	2033	2056	-



Notes

x Stops on request.

T From Rochdale.

Manchester - Blackburn - Clitheroe

Mondays to Saturdays

	T	T	T	T		T	T			
				FSO	FSX	FO	SO	FSX		
Manchester Victoria	d 2041	2108	2140	2215	2215	2312	2308	2310	-	-
Salford	2044	2112	2143	2218	-	2315	2312	-	-	-
Salford Crescent	2048	2118	2147	2223	2225	2319	2316	2320	-	-
Manchester Piccadilly	-	-	-	-	-	-	-	-	-	-
Bolton	2100	2132	2159	2235	2250	2332	2329	2345	-	-
Hall I' Th' Wood	2106	2138	2205	2240	2258	2337	2334	2353	-	-
Bromley Cross	2110	2141	2210	2243	2304	2343	2339	2359	-	-
Entwistle	21x17	-	22x16	22x50	-	23x49	23x45	-	-	-
Darwen	a 2123	2153	2223	2256	2325	2356	2352	0020	-	-
	d 2125	2155	2224	2257	2325	2356	2353	0020	-	-
Blackburn	a 2132	2205	2231	2304	2340	0005	0002	0035	-	-
Preston	d -	-	-	-	-	-	-	-	-	-
Blackburn	2133	-	2232	2305	2340	-	-	-	-	-
Ramsgreave & Wilpshire	2139	-	2238	2311	2348	-	-	-	-	-
Langho	2144	-	2243	2316	2353	-	-	-	-	-
Whalley	2148	-	2247	2320	2359	-	-	-	-	-
Clitheroe	a 2156	-	2255	2328	0009	-	-	-	-	-

Notes

x Stops on request.

T From Rochdale.

FO Fridays only.

FSO Fridays and Saturdays only.

FSX Mondays to Thursdays only.

SO Saturdays only.

 Bus Service - dogs, heavy luggage, prams, bicycles and wheelchairs may not be carried.

Manchester - Blackburn - Clitheroe

Sundays

Manchester Victoria	d	0755	-	0841	0945	1045	1145	1245	1345	1445	-
Salford Central		-	-	0844	0948	1048	1148	1248	1348	1448	-
Salford Crescent		0800	-	0848	0952	1052	1152	1252	1352	1452	-
Manchester Piccadilly		-	-	-	-	-	-	-	-	-	-
Bolton		0815	-	0900	1004	1104	1204	1304	1404	1504	-
Hall I' Th' Wood		0820	-	0905	1009	1109	1209	1309	1409	1509	-
Bromley Cross		0823	-	0909	1012	1112	1212	1312	1412	1512	-
Entwistle		08x29	-	09x16	10x19	11x19	12x19	13x19	14x19	15x19	-
Darwen	a	0836	-	0922	1025	1125	1225	1325	1425	1525	-
	d	0836	-	0923	1026	1126	1226	1326	1426	1526	-
Blackburn	a	0843	-	0932	1033	1133	1233	1333	1433	1533	-
Preston	d	-	0841	-	-	-	-	-	-	-	1535
Blackburn		0844	0902	0938	1034	1134	1234	1334	1434	1534	1556
Ramsgreave & Wilpshire		0850	0909	0947	1040	1140	1240	1340	1440	1540	1602
Langho		0855	0914	0952	1045	1145	1245	1345	1445	1545	1606
Whalley		0859	0918	0956	1049	1149	1249	1349	1449	1549	1610
Clitheroe	a	0908	0925	1005	1058	1158	1258	1358	1458	1558	1617
	d	-	0926	-	-	-	-	-	-	-	1617
Hellifield	a	-	0947	-	-	-	-	-	-	-	1640

Sundays

Manchester Victoria	d	1545	1645	1745	1845	1945	2112	2207	2314	-	-
Salford Central		1548	1648	1748	1848	1948	2115	2210	2317	-	-
Salford Crescent		1552	1652	1752	1852	1952	2119	2216	2321	-	-
Manchester Piccadilly		-	-	-	-	-	-	-	-	-	-
Bolton		1604	1704	1818	1904	2004	2132	2228	2333	-	-
Hall I' Th' Wood		1609	1709	1823	1909	2009	2137	2233	2338	-	-
Bromley Cross		1612	1712	1826	1912	2012	2141	2236	2341	-	-
Entwistle		16x19	17x19	18x33	19x19	20x19	21x48	-	23x48	-	-
Darwen	a	1625	1725	1839	1925	2025	2154	2247	2354	-	-
	d	1626	1726	1840	1926	2026	2155	2247	2355	-	-
Blackburn	a	1633	1733	1847	1933	2033	2204	2255	0005	-	-
Preston	d	-	-	-	-	-	-	-	-	-	-
Blackburn		1634	1734	1848	1934	2034	2205	2255	-	-	-
Ramsgreave & Wilpshire		1640	1740	1854	1940	2040	2211	2301	-	-	-
Langho		1645	1745	1859	1945	2045	2216	2306	-	-	-
Whalley		1649	1749	1903	1949	2049	2220	2310	-	-	-
Clitheroe	a	1658	1758	1912	1958	2058	2229	2319	-	-	-
	d	-	-	-	-	-	-	-	-	-	-
Hellifield	a	-	-	-	-	-	-	-	-	-	-

Notes

x Stops on request.

Clitheroe - Blackburn - Manchester

Mondays to Saturdays

		R	R	R	R	R	R	R	R	R	R	
		SX	SO									
	Clitheroe	d	-	-	0625	0649	0725	-	0825	-	0925	-
	Whalley		-	-	0631	0655	0731	-	0831	-	0931	-
	Langho		-	-	0636	0700	0736	-	0836	-	0936	-
Ramsgreave & Wilpshire			-	-	0640	0704	0740	-	0840	-	0940	-
	Blackburn	a	-	-	0647	0711	0747	-	0847	-	0947	-
	Preston	a	-	-	-	-	-	-	-	-	-	-
	Blackburn	d	0616	0616	0648	0718	0748	0818	0848	0918	0948	1018
	Darwen	a	0623	0623	0655	0725	0755	0825	0855	0925	0955	1025
		d	0627	0625	0656	0727	0756	0827	0856	0927	0956	1027
	Entwistle		06x34	06x32	07x03	07x34	08x03	-	09x03	-	10x03	-
	Bromley Cross		0640	0638	0709	0740	0809	0840	0908	0940	1009	1040
	Hall I' Th' Wood		0643	0641	0712	0743	0812	0843	0911	0943	1012	1043
	Bolton	a	0648	0646	0717	0748	0817	0848	0916	0948	1017	1048
Manchester Piccadilly		a	-	-	-	-	-	-	-	-	-	-
	Salford Crescent	a	0701	0658	0732	0802	0832	0901	0932	1001	1032	1101
	Salford	a	0704	0701	0736	0805	0835	0904	0935	1004	1036	1104
	Manchester Victoria	a	0707	0707	0741	0808	0841	0907	0941	1007	1041	1107

Mondays to Saturdays

		R	R	R	R	R	R	R	R	R	R	
	Clitheroe	d	1025	-	1125	-	1225	-	1323	-	1425	-
	Whalley		1031	-	1131	-	1231	-	1329	-	1431	-
	Langho		1036	-	1136	-	1236	-	1334	-	1436	-
Ramsgreave & Wilpshire			1040	-	1140	-	1240	-	1338	-	1440	-
	Blackburn	a	1047	-	1147	-	1247	-	1345	-	1447	-
	Preston	a	-	-	-	-	-	-	-	-	-	-
	Blackburn	d	1048	1117	1148	1218	1248	1316	1347	1416	1448	1518
	Darwen	a	1055	1124	1155	1225	1255	1323	1354	1423	1455	1525
		d	1056	1127	1156	1227	1256	1327	1356	1427	1456	1527
	Entwistle		11x03	-	12x03	-	13x03	-	14x03	-	15x03	-
	Bromley Cross		1109	1140	1209	1240	1309	1340	1409	1440	1509	1540
	Hall I' Th' Wood		1112	1143	1212	1243	1312	1343	1412	1443	1512	1543
	Bolton	a	1117	1149	1217	1248	1317	1348	1417	1448	1517	1548
Manchester Piccadilly		a	-	-	-	-	-	-	-	-	-	-
	Salford Crescent	a	1132	1201	1232	1301	1332	1401	1432	1501	1532	1601
	Salford	a	1136	1204	1236	1304	1336	1404	1435	1504	1537	1604
	Manchester Victoria	a	1141	1208	1241	1307	1341	1407	1441	1507	1540	1607

Mondays to Saturdays

		R	R	R	R	R	R	R	R	R	FSX	
	Clitheroe	d	1525	-	1625	1725	1753	1825	-	1910	2025	2125
	Whalley		1531	-	1631	1731	1759	1831	-	1916	2031	2131
	Langho		1536	-	1636	1736	1804	1836	-	1921	2036	2136
Ramsgreave & Wilpshire			1540	-	1640	1740	1808	1840	-	1925	2040	2140
	Blackburn	a	1547	-	1647	1747	1816	1847	-	1932	2047	2148
	Preston	a	-	-	-	-	-	-	-	-	-	-
	Blackburn	d	1548	1618	1648	1748	1818	1848	1918	1946	2048	-
	Darwen	a	1555	1625	1655	1756	1825	1855	1925	1953	2055	-
		d	1556	1627	1656	1756	1828	1856	1927	1956	2056	-
	Entwistle		16x03	-	17x03	18x03	-	19x03	-	20x03	21x03	-
	Bromley Cross		1609	1640	1709	1809	1840	1909	1940	2009	2109	-
	Hall I' Th' Wood		1612	1643	1712	1812	1843	1912	1943	2012	2112	-
	Bolton	a	1617	1648	1717	1817	1848	1917	1948	2017	2117	-
Manchester Piccadilly		a	-	-	-	-	-	-	-	-	-	-
	Salford Crescent	a	1632	1701	1732	1832	1901	1931	2001	2031	2130	-
	Salford	a	1636	1704	1736	1836	1904	1935	2004	2035	2133	-
	Manchester Victoria	a	1641	1707	1741	1841	1907	1940	2007	2041	2136	-

Notes

x Stops on request.

R To Rochdale.



FSX Mondays to Thursdays only.

SO Saturdays only.

SX Mondays to Fridays only.

Clitheroe - Blackburn - Manchester

Mondays to Saturdays

										
		FSO	FSX	FO	SO	FSX	FSX	FSO		
Clitheroe	d	2125	-	2254	2254	-	2258	2339	-	-
Whalley		2131	-	2300	2300	-	2304	2345	-	-
Langho		2136	-	2305	2305	-	2309	2350	-	-
Ramsgreave & Wilpshire		2140	-	2309	2309	-	2313	2354	-	-
Blackburn	a	2147	-	2317	2317	-	2322	0002	-	-
Preston	a	-	-	-	-	-	-	-	-	-
Blackburn	d	2148	2155	2317	2318	2325	-	-	-	-
Darwen	a	2155	2210	2325	2325	2340	-	-	-	-
	d	2156	2210	2325	2326	2340	-	-	-	-
Entwistle		22x03	-	23x32	23x33	-	-	-	-	-
Bromley Cross		2209	2230	2338	2339	2359	-	-	-	-
Hall I' Th' Wood		2212	2237	2340	2342	0007	-	-	-	-
Bolton	a	2217	2245	2345	2347	0015	-	-	-	-
Manchester Piccadilly	a	-	-	-	-	-	-	-	-	-
Salford Crescent	a	2232	2310	2357	2359	0040	-	-	-	-
Salford	a	2236	-	0001	-	-	-	-	-	-
Manchester Victoria	a	2242	2320	0006	0008	0050	-	-	-	-

Notes

x Stops on request.

FO Fridays only.

FSO Fridays and Saturdays only.

FSX Mondays to Thursdays only.

SO Saturdays only.

 Bus Service - dogs, heavy luggage, prams, bicycles and wheelchairs may not be carried.

Clitheroe - Blackburn - Manchester

Sundays

Hellfield	d	-	-	-	1030	-	-	-	-	-	-
Clitheroe	a	-	-	-	1053	-	-	-	-	-	-
	d	-	0925	1025	1055	1125	1225	1325	1425	1525	1625
Whalley		-	0931	1031	1101	1131	1231	1331	1431	1531	1631
Langho		-	0936	1036	1106	1136	1236	1336	1436	1536	1636
Ramsgreave & Wilpshire		-	0940	1040	1111	1140	1240	1340	1440	1540	1640
Blackburn	a	-	0947	1047	1122	1147	1247	1347	1447	1547	1647
Preston	a	-	-	-	1143	-	-	-	-	-	-
Blackburn	d	0848	0948	1048	-	1148	1248	1348	1448	1548	1648
Darwen	a	0855	0955	1055	-	1155	1255	1355	1455	1555	1655
	d	0856	0956	1056	-	1156	1256	1356	1456	1556	1656
Entwistle		09x03	10x03	11x03	-	12x03	13x03	14x03	15x03	16x03	17x03
Bromley Cross		0909	1009	1109	-	1209	1309	1409	1509	1609	1709
Hall I' Th' Wood		0913	1012	1112	-	1212	1312	1412	1512	1612	1712
Bolton	a	0918	1017	1117	-	1217	1317	1417	1517	1617	1717
Manchester Piccadilly		-	-	-	-	-	-	-	-	-	-
Salford Crescent		0932	1033	1133	-	1233	1333	1433	1533	1633	1733
Salford Central		0935	1036	1136	-	1236	1336	1436	1536	1636	1736
Manchester Victoria	a	0939	1040	1140	-	1240	1340	1440	1540	1640	1740

Sundays

Hellfield	d	-	1715	-	-	-	-	-	-	-	-
Clitheroe	a	-	1736	-	-	-	-	-	-	-	-
	d	1725	1737	1825	1947	2025	2125	2245	-	-	-
Whalley		1731	1743	1831	1953	2031	2131	2251	-	-	-
Langho		1736	1748	1836	1958	2036	2136	2255	-	-	-
Ramsgreave & Wilpshire		1740	1752	1840	2002	2040	2140	2300	-	-	-
Blackburn	a	1747	1801	1847	2012	2047	2147	2307	-	-	-
Preston	a	-	1821	-	-	-	-	-	-	-	-
Blackburn	d	1748	-	1850	2017	2048	2148	2307	-	-	-
Darwen	a	1755	-	1857	2026	2055	2155	2315	-	-	-
	d	1756	-	1858	2027	2056	2156	2315	-	-	-
Entwistle		18x03	-	19x05	20x34	21x03	22x03	23x22	-	-	-
Bromley Cross		1809	-	1911	2040	2109	2209	2328	-	-	-
Hall I' Th' Wood		1812	-	1914	2043	2112	2212	2330	-	-	-
Bolton	a	1817	-	1919	2048	2117	2217	2335	-	-	-
Manchester Piccadilly		-	-	-	-	-	-	-	-	-	-
Salford Crescent		1833	-	1933	2101	2133	2233	2348	-	-	-
Salford Central		1836	-	1936	2105	2136	2236	2351	-	-	-
Manchester Victoria	a	1840	-	1940	2109	2140	2240	2355	-	-	-

Useful contact details



Fares and service information

National Rail Enquiries
visit nationalrail.co.uk
call **03457 48 49 50**
textphone **0345 60 50 600**



Customer helpline

For comments and enquiries
visit northernrailway.co.uk/comments
call **0800 200 6060**



facebook [/northernassist](https://www.facebook.com/northernassist)



twitter [@northernassist](https://twitter.com/northernassist)



Access or disabled information and assistance

call **0800 138 5560**
email assistance@northernrailway.co.uk



Lost property

email lostproperty@northernrailway.co.uk
call **0800 200 6060**

Correspondence

Customer Experience Centre
Freepost NORTHERN RAILWAY



British Transport Police

call **0800 40 50 40** text **61016**

This timetable is also available online and you can download it to your mobile. This saves space in your pocket or bag, as well as paper and the planet! northernrailway.co.uk/timetables

All our policy documents can be found at
northernrailway.co.uk/legal