

# Explore the Ribble Valley Line with Brian the Bull

## Route map

## Timetable


This leaflet has been produced by The Clitheroe Line Community Rail Partnership in conjunction with an educational DVD "Explore the Ribble Valley Line" featuring Brian the Bull. The DVD describes a journey between Blackburn and Clitheroe. Along the journey the DVD explains some of the changes that have taken place to the railway over the last 160 years and explores the variety of engineering structures that can be seen.

The DVD was produced to help develop awareness and encourage usage of the Manchester to Clitheroe line and in particular to highlight the route to children. To support the DVD, partnership officers deliver a presentation to schools followed by a trip over the Ribble Valley Line.


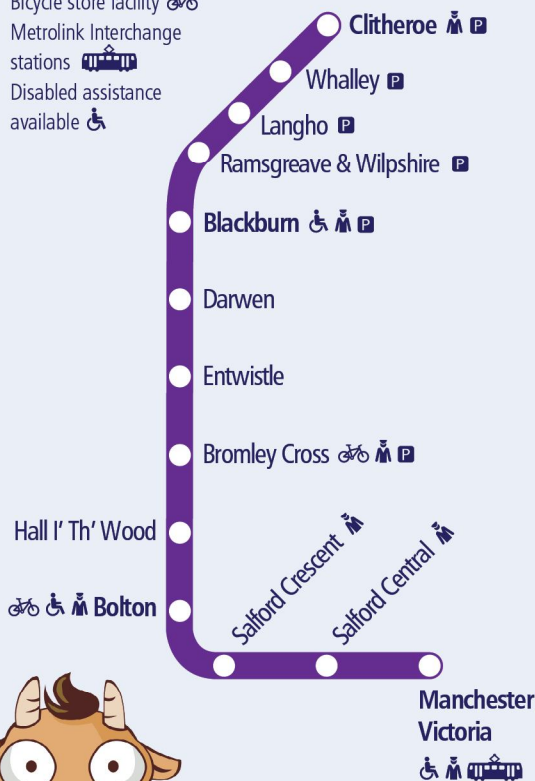
This leaflet has been produced as a hand out to be given to children prior to their journey. It contains station specific timetables relevant to their school location and it is hoped that this information will encourage family groups to use their local services.

The Clitheroe Line Community Rail Partnership is supported by a number of core partners including Lancashire County Council, Blackburn with Darwen Borough Council, Northern Rail, Network Rail, Greater Manchester Passenger Transport Authority, Ribble Valley Borough Council, Ribble Valley Rail, Bolton M.B.C and A.C.o.R.P.

For further information or to find out ways *The Clitheroe Line Community Rail Partnership* can assist you please contact Richard Watts, Partnership Secretary, Environment Directorate, PO Box 78, County Hall, Fishergate Hill, Preston PR1 8XJ or by e-mail [richard.watts@lancashire.gov.uk](mailto:richard.watts@lancashire.gov.uk)



- Parking available
- Staff in attendance
- Bicycle store facility
- Metrolink Interchange stations
- Disabled assistance available



It's raily easy to use the train!

Please note that Entwistle is a request stop.

### Trains from Langho to Blackburn and Manchester

06.50	15.36
07.17	16.50
07.50	17.19
08.36	18.19
09.50	18.50
<b>&amp; every hour until 14.50</b>	<b>&amp; every hour until 22.50</b>

From 03.10.09 to 12.12.09 trains depart 5 mins earlier

### Trains from Langho to Clitheroe

06.35	17.03
07.02	18.03
07.57	18.59
09.02	20.02
<b>&amp; every hour until 16.02</b>	<b>22.01</b>
16.41	23.01

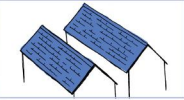





















## Remember to stay safe

Fill in the missing railway safety **DO**s and **DON'T**s


- Play near or on the railway
- Use the railway as a short cut
- Stand away from the platform edge
- Run on the station platform
- Use proper authorised crossing routes
- Cross level crossings when red lights are flashing

# I spy through the window

Try and spot these through the train window.

Slate Roofs <input type="checkbox"/>		Viaduct <input type="checkbox"/>	
Rubbish <input type="checkbox"/>		Church Tower <input type="checkbox"/>	
Level Crossing <input type="checkbox"/>		River <input type="checkbox"/>	
Graffiti <input type="checkbox"/>		Golf Course <input type="checkbox"/>	
Signal Box <input type="checkbox"/>		Tractor <input type="checkbox"/>	
Ticket Collector <input type="checkbox"/>		Tunnel <input type="checkbox"/>	
Farm <input type="checkbox"/>		Factory <input type="checkbox"/>	
Mosque <input type="checkbox"/>		Church Spire <input type="checkbox"/>	
Playground <input type="checkbox"/>		Rabbits <input type="checkbox"/>	
Woods <input type="checkbox"/>		Brian the Bull <input type="checkbox"/>	
UFO <input type="checkbox"/>		Your Reflection <input type="checkbox"/>	

# Find the right route



Which is the right route to Blackburn? \_\_\_\_\_

# Wordsearch

Find the hidden stations:  
Ramsgreave, Wilpshire, Langho, Whalley, Clitheroe

A	V	I	C	H	S	E	P	L	D	A	I
G	R	A	M	S	G	R	E	A	V	E	Y
R	E	Q	T	A	B	I	C	Q	T	H	L
W	F	P	A	E	R	H	P	V	R	O	A
E	O	B	R	Y	N	S	Y	E	C	F	E
S	H	M	A	R	U	P	J	O	N	W	C
F	G	S	L	O	G	L	R	G	D	H	E
I	N	T	H	P	X	I	H	A	M	O	G
B	A	L	C	I	G	W	D	K	R	F	H
Y	L	C	E	K	K	F	S	E	R	O	D
H	E	C	G	S	A	O	H	A	L	C	W
G	O	R	H	N	P	T	D	V	W	J	R
N	I	D	G	A	I	V	W	I	P	U	M
R	S	A	B	L	C	T	O	E	L	F	Z
L	L	E	C	F	W	H	A	L	L	E	Y

# Explore the Ribble Valley Line with Brian the Bull

There's lots to see and do!



This project has been partly funded by the Designated Line Community Rail Development Fund provided by the Department for Transport, Network Rail and the Association of Community Rail Partnerships.